



**Royal
Veterinary
College**
University of London



VISA GUIDANCE 2024

Questions?

New applicants/students:

Email: myapplication@rvc.ac.uk

Phone: +44 (0) 207 468 5147

Students extending their existing RVC visa:

Email: studentrecords@rvc.ac.uk

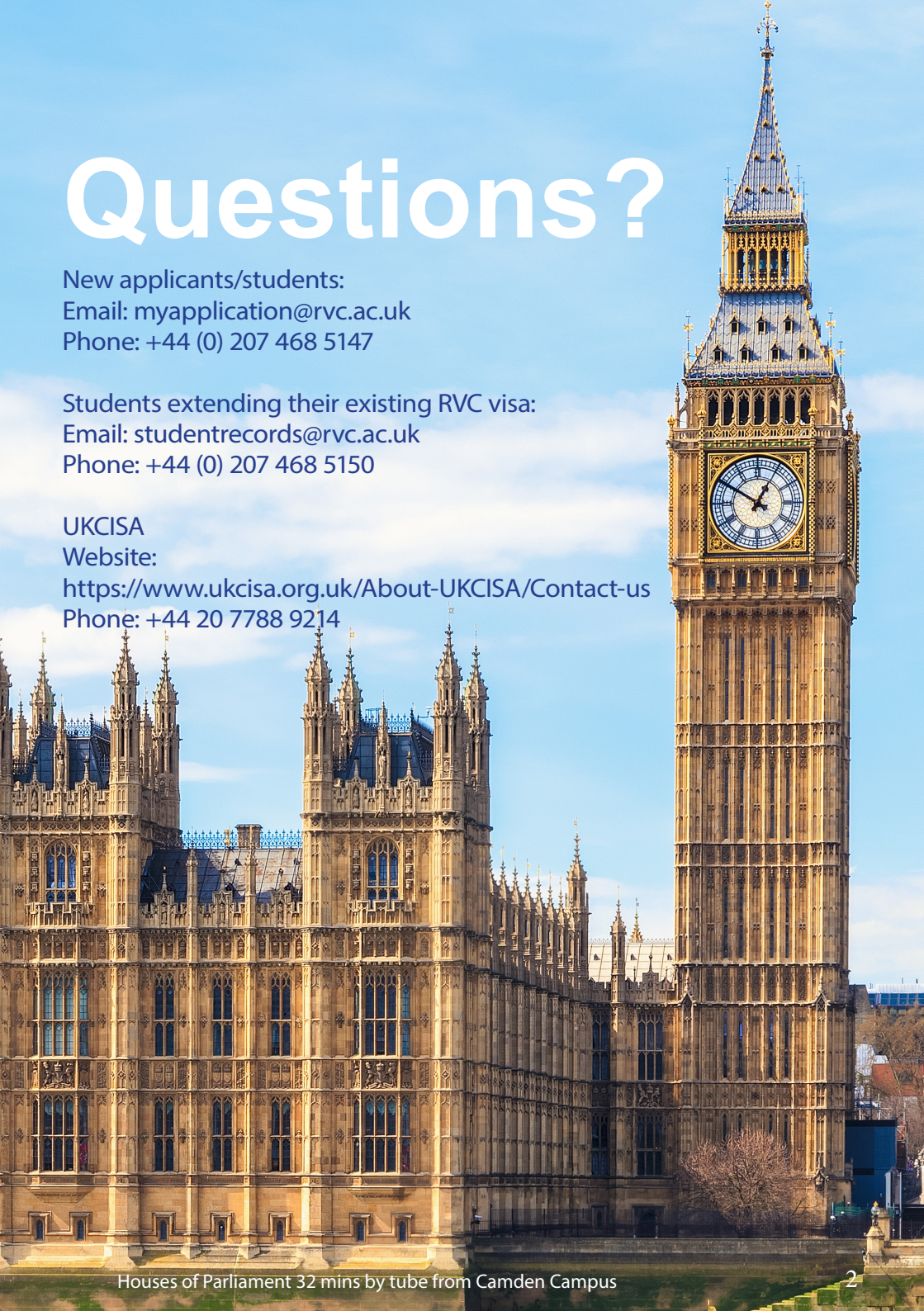
Phone: +44 (0) 207 468 5150

UKCISA

Website:

<https://www.ukcisa.org.uk/About-UKCISA/Contact-us>

Phone: +44 20 7788 9214



Contents

Introduction	5
Student Visas And Cas Number Explained	6
The Application Process	7
What is a BRP?	8
Applying with Dependants	9
Finances	10
Additional Documentation You May Need To Provide	12
Application Process Flowchart	15
Useful Links	17



Millenium Bridge and St Paul's Cathedral 35 mins by bus from Camden Campus

Applying for a Visa - What You Need To Know

This document will provide important information about the visa application process and arriving in the UK once your visa has been granted. It is important that you read all the information carefully before applying for a Student visa.

More information will follow when we provide you with your CAS number and the RVC's sponsor licence number once we confirm your place at the RVC. We can only do so when we receive your exam results and all the requested documentation.

The visa process can only be completed with the CAS number, so for most, you cannot begin your application just yet. However, some steps are worth taking in advance, such as organising your finances and supporting documentation to reduce delays later. Hence, we encourage you to begin familiarising yourself with the process and preparing all documentation.

We realise there is a lot of information, but reading thoroughly and checking you understand the steps will help ensure your application process is trouble-free. Ensure you keep this brochure to refer back to during the process.

Please note that we are legally limited as a college in the information and guidance we can provide on immigration matters. Nonetheless, if you have a question, get in touch, and if we cannot answer it, we will do our best to direct you to someone who can.

We look forward to seeing you soon!

Student Visas and CAS Number Explained

All non-UK/Irish nationals require immigration permission to live in the UK. As an international student, you must usually apply for a Student visa. If you are found in the UK without a visa when you require one, you will face the risk of deportation; therefore, you must arrange a valid visa.

If you already have immigration permission for the UK and you've not told us about this, please do so immediately and before you begin your visa application.

What is a CAS number and when will I receive it?

Your CAS number is a unique identifier number issued to the RVC by the UK Visas and Immigration Department, which allows the RVC to act as your visa sponsor.

You will receive this from the RVC once your offer becomes unconditional. This will only happen once we receive your final grades, any additional documents we have requested and your deposit payment has cleared in our account (this can take up to 10 working days).

You can begin your visa application once you receive your CAS number.

Please note, a CAS is unique to the institution and course it has been

issued for, meaning any visa issued will only be valid for study at that institution and on that course. If you apply for your visa using the CAS the RVC has given, you can only study at the RVC. Therefore, you cannot study at the RVC using a CAS number issued for study at another institution.

Documents you may need

You will be required to provide any supporting documentation as requested. These documents may include:

- Exam results proving your English language ability
- A valid ATAS certificate
- Bank statements to prove you can financially support your studies (see page)
- A negative TB test result (see page 11)
- A parental consent form if you are under 18

The Application Process

Once you have your CAS number, you can begin the visa application process.

The visa application process can vary slightly, depending on your country, but in all cases, you will need to commence your application online at: <https://apply-to-visit-orstay-in-the-uk.homeoffice.gov.uk/>.

NHS Surcharge

To apply for a visa from outside the UK, you will need to pay the Immigration Health (NHS) Surcharge, which, depending on your course length, can be over £4000. The total surcharge must be paid in one instalment, so ensure you have the finances available.

You can calculate the exact cost here: <https://www.immigration-health-surcharge.service.gov.uk/checker/type>.

EU, EEA or Swiss biometric passport holders

For EU, EEA or Swiss biometric passport holders, you can apply online using a UK Visas and Immigration account online at **GOV.UK**.

To confirm your identity, you may use the UK Immigration: ID Check app. If

the visa application is successful, you will receive a digital immigration status. You must not travel to the UK before the start date of the eVisa.

EU, EEA or Swiss nationals will not get a vignette or a BRP; instead, your eVisa will confirm your eligibility to study in the UK, allowing you to travel with just your passport.

Other passport holders

For other passport holders, you must book an appointment to attend a Visa Application Centre (VAC) to give your biometric information (fingerprints and a photograph). When applying, you'll be told where your nearest VAC is. When attending the appointment, bring your passport and supporting documentation.

After your VAC appointment you will need to surrender your passport so that your visa can be processed. Details about what to do will be provided when you book your VAC appointment.

Once the visa has been approved, your passport will be sent back with a vignette sticker in your passport. The date on the vignette is when you can arrive in the UK. You cannot travel without a valid vignette in your passport and should not arrive before the stated date.

Note: the date on your vignette will be in the format DD/MM/YYYY.

What is a BRP?

When you arrive in the UK, you must collect your BRP. Our second visa handbook will provide more detailed information on how to collect it. However, it is essential that you understand what a BRP is and the steps you will later have to take.

What is a BRP?

A biometric residence permit (BRP) is a physical card which holds a migrant's biographic details (name, date and place of birth) and biometric information (facial image and fingerprints), and shows your immigration status and entitlements while you remain in the UK.

During your visa application, you will be asked to nominate a place to pick up your biometric residence permit once you arrive in the UK. Here, we recommend you enter the RVC's sponsor licence number, which we will

send you alongside your CAS number. This will allow you to pick up your BRP on the RVC's campus during enrolment.

Note: You may find that your Biometric Residence Permit (BRP) does not cover the full length of your visa. This is because BRPs are currently only being issued with a validity until 31 December 2024, even if your course and immigration permission continue after this date.

Students who have a BRP that does not cover the full length of their immigration permission will be contacted by UKVI about the process to obtain a digital status, also known as an eVisa. UKVI will make contact by email and provide instructions on how to create an online account in order to access the eVisa.



Applying with Dependants

Applying with dependants

The UK government recently tightened the restrictions around bringing dependants, so please check carefully to see if you are still eligible.

To be eligible you must be:

- A government-sponsored student starting a course that lasts longer than 6 months. (Please note that this does not include students in receipt of a government loan such as FAFSA)

OR

- A full-time student on a postgraduate level course (RQF level 7 or above) that lasts 9 months or longer.

The postgraduate degree must be a PhD or doctorate or a research based higher degree.

OR

- You have a current valid student visa (or expired no more than 3 months before your application) for a course that lasts longer than 6 months and are now

applying to study on a full time course lasting a least 6 months.

Your dependant must either already have immigration permission as your dependant or is a child born since your last student visa was issued. You and your dependant must be applying for your visa at the same time.

Any dependants will need to submit their own application, but you should be able to apply for them to collect their Biometric Resident Permit (BRP) at the RVC when you collect yours.

If you are bringing any dependants with you, please let the RVC know when you submit your application for organisational purposes.

If you are applying to bring dependants, you will also need to show you have enough money to cover their living costs in addition to your own and provide documentation (E.g., TB test results) depending on your country of residence.

Finances

When applying, you must prove you have sufficient funds to support yourself during your first year of study, which will be the combined amount of your tuition fee and £1,334 per month (for up to 9 months).

Your CAS statement will state the cost of your tuition, along with any amount you have already paid (e.g., your deposit).

You must show that you have held the required money for a consecutive **28-day period** (finishing on the closing balance date) ending no more than 31 days before your application and no later than the date of the application.

Proving you have the funds

You may prove you have sufficient funds in the following ways:

- You can provide bank statements in your name to show you have the money in your account. You may also use your partner's money if your partner is present in the UK or applying simultaneously.
- If you have a student loan or financial sponsorship, you'll need to provide evidence of this, from your loan or sponsorship company, usually through a letter.
- If your parents are providing you with funds and you supply their bank statements, they must provide a letter

confirming they agree to you using their money.

Further guidance can be found here: <https://www.gov.uk/guidance/financial-evidence-for-student-and-child-student-route-applicants>.

What is not accepted

Stocks, overdrafts, shares, bonds, and pension funds will not be accepted as proof of funds. Money in accounts that are not regulated by the country's financial regulatory body will also be denied. Therefore, you should carefully check what proof adheres to the guidelines before application.

If someone unrelated and not your partner is funding your studies, the money must be transferred into your account. This person could also pay your tuition fees directly to the RVC before you submit your visa application. We can then update your CAS to reflect the new monies paid, and this will be removed from the total amount you need to demonstrate.

Finances Continued

Exempt countries

Students from some countries will not need to prove they have the funds. These countries are listed under the 'differential evidence requirement'. The complete list of what countries this includes can be found here: <https://www.gov.uk/student-visa/money>

Please note: Even if you are a low-risk applicant, it is essential to have evidence of your finances, even though you do not need to provide them. The UKVI can request evidence as part of its assessment process and will refuse your

application if you cannot offer it or meet the deadline they provide.

Helpful information

If you are using funds in a currency other than GBP, you will need to show a converted amount on your application.

The UKVI use the official exchange rate on the OANDA website <https://www1.oanda.com/currency/converter/>.

We strongly recommend you use this in your calculations to ensure you have the correct funds.



Covent Garden Market 21 mins by tube from Camden Campus

Hand-made Art & Design

11

Additional Documentation You May Need to Provide

Alongside your finances, you will need to provide certain documentation as a part of your visa application.

Before beginning your visa application, ensure you have the correct documents. Depending on your course of study, what you are required to provide will differ. You can begin organising some of these before receiving your CAS number. However, be mindful not to complete some of these tasks too far in advance, as the results may expire.

Exam results proving your English language ability

Your CAS statement will tell you how we assessed your English Language ability. If a qualification is listed in this section (e.g. IELTS, degree, etc.), you must provide evidence.

If you are a national of a majority English-speaking country, your passport is the only evidence you require.

If the RVC made our own assessment, this will be clearly stated on your CAS statement; this may occur in circumstances where you have completed an English language undergraduate degree.

Provide a valid Academic Technology Approval Scheme (ATAS) certificate

If you will be studying for a research degree, you may be required to provide an ATAS certificate. You can get an ATAS certificate by completing an online form: <https://www.gov.uk/guidance/guidance-on-how-to-apply-for-an-atas-certificate>.

ATAS clearance can take six full weeks to process. Ensure you answer the questions with as much detail as possible to prevent delays in processing.

You should also have a copy of your academic qualifications that you can provide to UKVI if they are also requested.



Additional Documentation You May Need to Provide

Provide negative TB test results

Residents from specified countries will need a negative TB test before applying for a visa. This test involves a chest X-ray or sputum sample and must be completed at an approved centre. Upon confirmation that you do not have TB, you will be provided with a certificate, which you will need to include with your application.

Full details about TB tests, including the list of countries and details of approved centres, can be found at <https://www.gov.uk/tb-test-vis>.

Provide a parental consent form if you are under 18

If you are under 18, as a part of your visa application, you will require the consent of your parent(s)/legal guardian(s) to live independently in the UK. If you are applying from overseas, they must also confirm that they consent to you travelling to the UK.

You will need to provide a letter from your parent(s)/legal guardian(s) that confirms they have given:

- Consent to your application.
- Consent to you living abroad.
- Consent to you travelling independently.

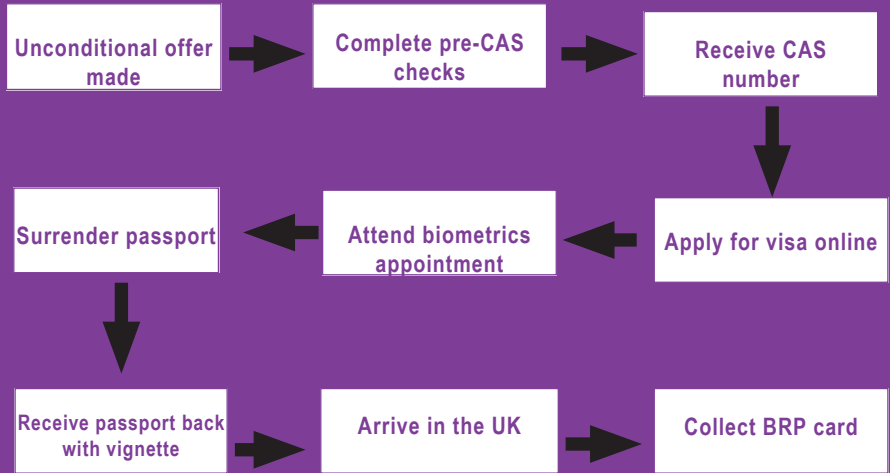


Coal Drops Yard, a 12 mins walk from Camden Campus

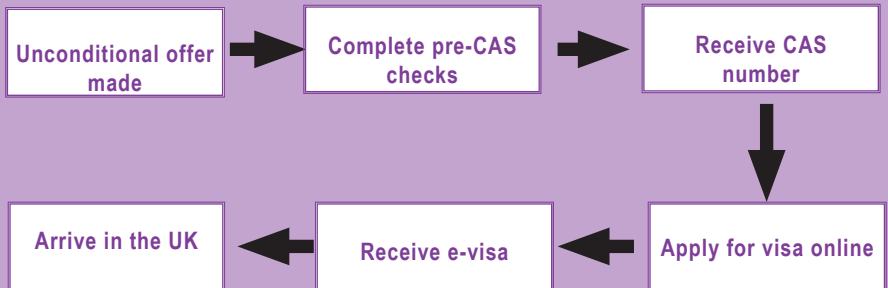


Visa Application Flowcharts

Non-EU/EAA/Swiss nationals



EU/EAA/Swiss nationals



More information will be given on the final steps when you are issued your CAS. After receiving your visa you must ensure you abide by the conditions.



Useful Links

RVC advice on visas and immigration

www.rvc.ac.uk/welcome/visas-and-immigration

UK Council for International Students Affairs (UKCISA)

www.ukcisa.org.uk

UK Government Student Visa Overview

<https://www.gov.uk/student-visa>

UK Government visa processing times

<https://www.gov.uk/guidance/visa-decision-waiting-times-applications-outside-the-uk>



Information provided is considered to be true and correct at the time of publication. While we have taken every effort to check the information, changes and inaccuracies may occur. The Royal Veterinary College does not accept liability for any loss, damage, expense and costs incurred by any person arising out of using or relying on any materials from this guidance.

The College has charitable status.